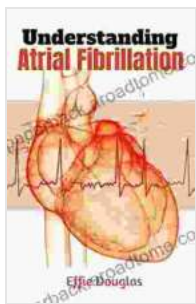


# Unveiling the Secrets of Medical Imaging: Your Ultimate Guide to the Merrill Atlas of Radiographic Positioning and Procedures

In the realm of healthcare, medical imaging plays a pivotal role in diagnosing and treating a wide range of medical conditions. Whether it's X-rays, CT scans, or MRIs, these imaging techniques provide invaluable insights into the human body, enabling healthcare professionals to make informed decisions for optimal patient care.



## Merrill's Atlas of Radiographic Positioning and Procedures - E-Book: Volume 1

★★★★☆ 4.5 out of 5

Language	: English
File size	: 474 KB
Text-to-Speech	: Enabled
Screen Reader	: Supported
Enhanced typesetting	: Enabled
Word Wise	: Enabled
Print length	: 23 pages
Lending	: Enabled



Among the essential references for medical imaging professionals, the Merrill Atlas of Radiographic Positioning and Procedures stands as an undisputed authority. This comprehensive guide has empowered generations of radiographers, radiologists, and other healthcare providers with the knowledge and skills necessary to capture high-quality diagnostic images.

## **Unlocking the Secrets of Medical Imaging**

The Merrill Atlas of Radiographic Positioning and Procedures is more than just a textbook; it's an indispensable tool for anyone involved in the field of medical imaging. With over 1,400 detailed illustrations and 350 projections, this atlas provides an unparalleled visual representation of the human body and the techniques used to image it.

Divided into 14 chapters, the atlas covers a vast array of imaging procedures, including:

- Skull and facial bones
- Cervical, thoracic, and lumbar spine
- Shoulder, elbow, forearm, wrist, and hand
- Hip, knee, lower leg, ankle, and foot
- Chest, abdomen, and gastrointestinal tract
- Pediatric imaging

Each chapter begins with an overview of the relevant anatomy, followed by step-by-step instructions for obtaining optimal projections. The text is concise and informative, providing essential information on patient positioning, exposure factors, and potential pitfalls.

## **Empowering Healthcare Professionals**

The Merrill Atlas of Radiographic Positioning and Procedures is not only a valuable reference for medical imaging professionals, but also an indispensable tool for teaching and learning. Its clear and concise

instructions, coupled with its wealth of illustrations, make it an ideal resource for:

- Radiography students
- Radiology residents
- Practicing radiographers
- Radiology technologists
- Nurses involved in medical imaging

By providing a comprehensive understanding of radiographic positioning and procedures, the Merrill Atlas empowers healthcare professionals to:

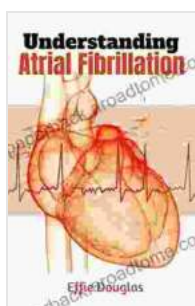
- Capture high-quality diagnostic images that accurately depict the patient's anatomy
- Minimize radiation exposure to patients and operators
- Maximize patient comfort and cooperation during imaging procedures
- Ensure accurate interpretation of medical images by radiologists

### **The Gold Standard for Medical Imaging Professionals**

For over 50 years, the Merrill Atlas of Radiographic Positioning and Procedures has been the gold standard for medical imaging professionals worldwide. Its unparalleled combination of detailed illustrations, concise text, and comprehensive coverage make it an essential resource for anyone seeking to master the art and science of medical imaging.

Whether you're a student embarking on a career in medical imaging or an experienced professional seeking to enhance your skills, the Merrill Atlas of Radiographic Positioning and Procedures is the definitive guide to unlocking the secrets of this dynamic field.


Invest in your professional growth and elevate your medical imaging practice with the Merrill Atlas of Radiographic Positioning and Procedures. Free Download your copy today and experience the difference.



## Merrill's Atlas of Radiographic Positioning and Procedures - E-Book: Volume 1

★★★★☆ 4.5 out of 5

Language : English  
File size : 474 KB  
Text-to-Speech : Enabled  
Screen Reader : Supported  
Enhanced typesetting : Enabled  
Word Wise : Enabled  
Print length : 23 pages  
Lending : Enabled



## Wisconsin Clinic Pilots Mobile Crisis Response System For Consumers With Mental Health Conditions

MADISON, Wis. - A new mobile crisis response system is being piloted in Wisconsin to help consumers with mental health conditions. The system, which is being led by...



## Unleash Your Creativity: A Masterclass in Fabulous Nail Decorating Ideas

Embellish Your Fingertips with Captivating Designs and Techniques Get ready to elevate your nail art game to new heights with "Fabulous Nail Decorating Ideas," a...