


Unlock the Power of Manual Mode Photography: A Comprehensive Guide

In the realm of photography, manual mode represents the pinnacle of control and creativity. By taking full command of your camera's settings, you gain the ability to craft images that are uniquely tailored to your artistic vision. This comprehensive guide will guide you through the intricacies of manual mode photography, empowering you to capture stunning images with precision.



Learning photography, Shooting in manual mode: beginner photography theory for slr or mirrorless camera

★★★★★ 5 out of 5

Language : English
File size : 2100 KB
Text-to-Speech : Enabled
Screen Reader : Supported
Enhanced typesetting : Enabled
Print length : 56 pages
Lending : Enabled



The Exposure Triangle

Understanding the exposure triangle is essential for mastering manual mode. It consists of three interconnected elements: aperture, shutter speed, and ISO.

- **Aperture** controls the depth of field, the area that appears in focus in your image. A wider aperture (lower f-number) creates a shallower depth of field, while a narrower aperture (higher f-number) results in a wider depth of field.
- **Shutter speed** determines the amount of time the camera's shutter remains open, allowing light to reach the sensor. A faster shutter speed (shorter exposure time) freezes motion, while a slower shutter speed (longer exposure time) blurs motion.
- **ISO** measures the camera sensor's sensitivity to light. A higher ISO allows you to shoot in low-light conditions, but it also introduces noise into the image.

Understanding Exposure Value

Exposure value (EV) is a numerical representation of the overall brightness of an image. It is determined by the combination of aperture, shutter speed, and ISO. By adjusting these three settings, you can achieve different exposure values, ranging from underexposed (too dark) to overexposed (too bright).

Using a Light Meter

A light meter is a helpful tool for determining the correct exposure settings. It measures the amount of light falling on the subject and provides a recommended EV. You can then adjust your camera's settings to match the light meter's recommendation.

Composition and Manual Mode

Manual mode not only provides control over exposure, but also allows you to explore creative compositions. By adjusting the depth of field, shutter speed, and ISO, you can emphasize different elements of your scene and convey specific emotions.


Shooting in Different Lighting Conditions

Manual mode is particularly useful in challenging lighting conditions. By understanding the exposure triangle and using a light meter, you can capture well-exposed images even in low light, bright sunlight, or high-contrast scenes.

Mastering manual mode photography is a journey that empowers you to unlock your creative potential. By understanding the exposure triangle, using a light meter, and applying composition techniques, you can capture images that are both technically proficient and visually stunning. Embrace the power of manual mode and elevate your photography to new heights.

Call to Action

Free Download your copy of **Learning Photography: Shooting in Manual Mode** today and embark on a transformative journey towards mastering the art of photography.




Learning photography, Shooting in manual mode: beginner photography theory for slr or mirrorless camera

★★★★★ 5 out of 5

Language : English
File size : 2100 KB
Text-to-Speech : Enabled
Screen Reader : Supported
Enhanced typesetting : Enabled

Print length : 56 pages
Lending : Enabled



Wisconsin Clinic Pilots Mobile Crisis Response System For Consumers With Mental Health Conditions

MADISON, Wis. - A new mobile crisis response system is being piloted in Wisconsin to help consumers with mental health conditions. The system, which is being led by...



Unleash Your Creativity: A Masterclass in Fabulous Nail Decorating Ideas

Embellish Your Fingertips with Captivating Designs and Techniques Get ready to elevate your nail art game to new heights with "Fabulous Nail Decorating Ideas," a...