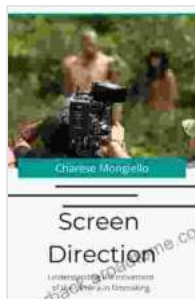


Understanding the Movement of the Camera: The Ultimate Guide to Cinematic Storytelling

Welcome to Filmmaking 101, where we embark on an extraordinary journey through the captivating art of camera movement. This comprehensive guide, Understanding the Movement of the Camera, is your gateway to unlocking the secrets of effective filmmaking and crafting immersive cinematic experiences that leave an indelible mark on your audience.



Screen Direction : understanding The Movement of The Camera (Filmmaking 101)

★★★★★ 5 out of 5

Language : English
File size : 801 KB
Text-to-Speech : Enabled
Screen Reader : Supported
Enhanced typesetting: Enabled
Print length : 10 pages
Lending : Enabled



The Power of Camera Movement

Camera movement is an essential tool in the filmmaker's arsenal, capable of transforming a mundane scene into a mesmerizing cinematic spectacle. By moving the camera, you can guide the viewer's attention, create a sense of space and depth, and evoke powerful emotions.

Understanding the different types of camera movements and their effects is crucial for aspiring filmmakers. This guide will delve into the fundamentals of camera movement, empowering you with the skills to harness its full potential. From the gentle pan that sweeps across a landscape to the dynamic crane shot that soars through the air, you will master the techniques to convey your story with clarity and impact.

Essential Camera Movements

Let's explore the essential camera movements that every filmmaker should know:

Panning



Panning involves rotating the camera on its horizontal axis, offering a panoramic view of the scene. This movement is ideal for establishing the setting, introducing characters, or following action within a fixed environment.

Tilting



Tilting refers to rotating the camera on its vertical axis, allowing you to reveal the vertical dimension of the scene. Use tilts to shift focus between foreground and background elements, create a sense of suspense, or portray a character's emotional state.

Zooming



Zooming involves moving the lens closer or farther from the subject, creating the illusion of magnification or wide-angle perspectives. Zooms can be used to emphasize details, create intimacy, or adjust composition.

Tracking



Tracking shots involve moving the camera alongside the subject, maintaining focus while revealing the surroundings. This technique is effective for following characters or objects, creating a cinematic sense of momentum.

Crane and Dolly Shots



Crane shots elevate the camera high above the ground, providing sweeping panoramic views and a sense of epic scale. Dolly shots move the camera smoothly along a track, allowing for precise and controlled movement.

Camera Movement Techniques

Beyond the essential movements, mastering advanced techniques will elevate your filmmaking skills even further:

Camera Shake

Camera shake adds a sense of realism or intensity to your shots. By intentionally shaking the camera, you can simulate the movement of a handheld camera or convey a character's emotional state.

Time-Lapse and Slow Motion

Time-lapse and slow-motion shots manipulate the speed of time, creating visually captivating effects. Time-lapse condenses hours or days into a short sequence, while slow motion captures fleeting moments in stunning detail.

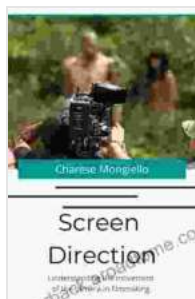
Virtual Camera Movement

In recent years, virtual camera movement has become increasingly popular. This technique allows you to create realistic camera movements entirely within a computer, offering endless possibilities for dynamic shots.

Understanding the Movement of the Camera - Filmmaking 101 is your ultimate guide to harnessing the power of camera movement. By mastering essential camera movements, advanced techniques, and the art of storytelling, you will elevate your filmmaking skills to new heights.

Remember, the movement of the camera is not merely a technical skill; it is a tool for crafting immersive cinematic experiences that captivate and inspire.

So, pick up your camera, embrace the journey of cinematic storytelling, and let this guide be your companion as you unlock the limitless possibilities of camera movement in filmmaking.




Screen Direction : understanding The Movement of The Camera (Filmmaking 101)

★★★★★ 5 out of 5

Language : English
File size : 801 KB
Text-to-Speech : Enabled
Screen Reader : Supported
Enhanced typesetting : Enabled
Print length : 10 pages
Lending : Enabled

FREE

DOWNLOAD E-BOOK



Wisconsin Clinic Pilots Mobile Crisis Response System For Consumers With Mental Health Conditions

MADISON, Wis. - A new mobile crisis response system is being piloted in Wisconsin to help consumers with mental health conditions. The system, which is being led by...



Unleash Your Creativity: A Masterclass in Fabulous Nail Decorating Ideas

Embellish Your Fingertips with Captivating Designs and Techniques Get ready to elevate your nail art game to new heights with "Fabulous Nail Decorating Ideas," a...