


Successfully Grow Your Own Strawberries, Raspberries, Blueberries, and Blackberries

Growing your own berries is a rewarding and delicious experience. Fresh berries are a healthy and affordable snack, and they can also be used to make jams, jellies, pies, and other tasty treats. If you're thinking about growing your own berries, this comprehensive guide will teach you everything you need to know to get started.



Homegrown Berries: Successfully Grow Your Own Strawberries, Raspberries, Blueberries, Blackberries, and More

★★★★☆ 4.6 out of 5

Language : English
File size : 67315 KB
Text-to-Speech : Enabled
Enhanced typesetting : Enabled
Print length : 207 pages
Lending : Enabled
Screen Reader : Supported



Choosing the Right Berries for Your Climate

The first step in growing your own berries is to choose the right varieties for your climate. Not all berries are created equal, and some varieties are better suited to certain climates than others.

- **Strawberries:** Strawberries are a popular choice for home gardeners, and they can be grown in most climates. However, they do best in

cool, moist climates with plenty of sunshine.

- **Raspberries:** Raspberries are another popular choice for home gardeners, and they can be grown in a wide range of climates. However, they do best in cool, moist climates with plenty of sunshine and good air circulation.
- **Blueberries:** Blueberries are a bit more challenging to grow than strawberries and raspberries, but they are well worth the effort. They prefer acidic soil and plenty of sunshine.
- **Blackberries:** Blackberries are a vigorous grower, and they can be grown in a wide range of climates. However, they do best in warm, sunny climates with plenty of moisture.

Planting Your Berries

Once you have chosen the right varieties for your climate, it's time to plant your berries. The best time to plant berries is in the spring or fall, when the weather is cool and the soil is moist.

When planting your berries, be sure to space them properly. Strawberries should be planted 12-18 inches apart, raspberries should be planted 2-3 feet apart, blueberries should be planted 3-4 feet apart, and blackberries should be planted 6-8 feet apart.

Caring for Your Berries

Once your berries are planted, it's important to care for them properly to ensure a good harvest. Here are a few tips:

- **Water your berries regularly**, especially during hot, dry weather. Mulching around your plants can help to retain moisture and keep the

soil cool.

- **Fertilize your berries regularly** with a balanced fertilizer. Follow the instructions on the fertilizer package for specific application rates.
- **Prune your berries regularly** to remove dead or diseased canes and to encourage new growth. Pruning also helps to keep your plants compact and productive.
- **Protect your berries from pests and diseases** by using organic methods whenever possible. Companion planting can also help to deter pests and diseases.

Harvesting Your Berries


When your berries are ripe, it's time to harvest them. The best time to harvest berries is in the morning, when they are cool and dry.

To harvest strawberries, gently twist the berries off the vine. To harvest raspberries, gently pull the berries off the cane. To harvest blueberries, gently shake the bush and the ripe berries will fall into your hand. To harvest blackberries, gently pick the berries off the cane.

Once you have harvested your berries, store them in the refrigerator for up to a week. Berries can also be frozen for up to a year.

Growing your own berries is a rewarding and delicious experience. With a little care and attention, you can enjoy fresh, homegrown berries all season long.


**Homegrown Berries: Successfully Grow Your Own
Strawberries, Raspberries, Blueberries, Blackberries,**



and More

★★★★☆ 4.6 out of 5

Language : English
File size : 67315 KB
Text-to-Speech : Enabled
Enhanced typesetting : Enabled
Print length : 207 pages
Lending : Enabled
Screen Reader : Supported



Wisconsin Clinic Pilots Mobile Crisis Response System For Consumers With Mental Health Conditions

MADISON, Wis. - A new mobile crisis response system is being piloted in Wisconsin to help consumers with mental health conditions. The system, which is being led by...



Unleash Your Creativity: A Masterclass in Fabulous Nail Decorating Ideas

Embellish Your Fingertips with Captivating Designs and Techniques Get ready to elevate your nail art game to new heights with "Fabulous Nail Decorating Ideas," a...