


How to Heal Someone Who Has Been Shot: A Guide for First Responders and Laypeople



Emergency Care For Beginners: How to Heal Someone who has been Shot

★★★★☆ 4.8 out of 5

Language : English
File size : 8614 KB
Text-to-Speech : Enabled
Screen Reader : Supported
Enhanced typesetting : Enabled
Print length : 113 pages
Lending : Enabled



Gunshot wounds are a serious and potentially life-threatening injury. If you are ever in a situation where someone has been shot, it is important to know how to provide first aid and stop the bleeding. This guide will provide you with step-by-step instructions on how to heal someone who has been shot.

Assessing the Wound

The first step in treating a gunshot wound is to assess the wound. This will help you determine the severity of the injury and the best course of action.

1. **Check for signs of life.** This includes breathing, coughing, or movement.

2. **Control the bleeding.** Apply pressure to the wound with a clean cloth or bandage.
3. **Elevate the wound.** This will help to reduce swelling and pain.
4. **Cover the wound.** Use a clean bandage or dressing to cover the wound and protect it from infection.

Providing First Aid

Once you have assessed the wound, you can begin providing first aid. This will help to stabilize the victim and prevent further injury.

1. **Give the victim oxygen.** If the victim is not breathing, give them oxygen using a bag-valve mask or other device.
2. **Start CPR.** If the victim is not breathing and has no pulse, start CPR.
3. **Control the bleeding.** Continue to apply pressure to the wound to control the bleeding.
4. **Immobilize the victim.** This will help to prevent further injury to the wound.
5. **Transport the victim to the hospital.** Once the victim is stable, transport them to the hospital for further treatment.

Preventing Infection

Gunshot wounds can become infected if they are not properly treated. To prevent infection, it is important to:

- **Clean the wound.** Use a clean cloth or bandage to clean the wound and remove any dirt or debris.


- **Apply antibiotic ointment.** Apply a thin layer of antibiotic ointment to the wound to help prevent infection.
- **Cover the wound.** Use a clean bandage or dressing to cover the wound and protect it from infection.
- **Change the dressing regularly.** Change the dressing on the wound every day or two to keep it clean and prevent infection.

Rehabilitation

Once the wound has healed, the victim may need rehabilitation to regain full function. Rehabilitation may include:

- **Physical therapy.** Physical therapy can help to improve the victim's range of motion, strength, and coordination.
- **Occupational therapy.** Occupational therapy can help the victim to learn how to perform everyday activities, such as dressing, cooking, and working.
- **Speech therapy.** Speech therapy can help the victim to improve their speech and language skills.

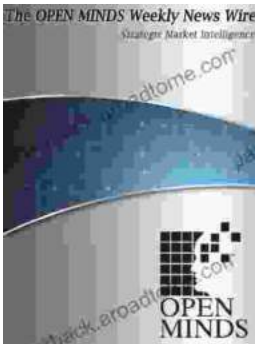
Gunshot wounds are a serious and potentially life-threatening injury. However, if you are ever in a situation where someone has been shot, it is important to know how to provide first aid and stop the bleeding. This guide has provided you with step-by-step instructions on how to heal someone who has been shot. By following these instructions, you can help to save a life.



Emergency Care For Beginners: How to Heal Someone who has been Shot

★★★★☆ 4.8 out of 5

Language : English
File size : 8614 KB
Text-to-Speech : Enabled
Screen Reader : Supported
Enhanced typesetting : Enabled
Print length : 113 pages
Lending : Enabled



Wisconsin Clinic Pilots Mobile Crisis Response System For Consumers With Mental Health Conditions

MADISON, Wis. - A new mobile crisis response system is being piloted in Wisconsin to help consumers with mental health conditions. The system, which is being led by...



Unleash Your Creativity: A Masterclass in Fabulous Nail Decorating Ideas

Embellish Your Fingertips with Captivating Designs and Techniques Get ready to elevate your nail art game to new heights with "Fabulous Nail Decorating Ideas," a...

